

CELEBRITY SOLSTICE ENTERTAINMENT:

STUDIO

Avery Vittoria
Professor Ernest Abuin
Spring 2018
INDS 350

TABLE OF CONTENTS

PHASE ONE: RESEARCH & CONCEPT DEVELOPMENT

Client Analysis.....	4
User Analysis.....	8
Art & Wellness.....	11
Nature & Wellness.....	12
Autism Research.....	13
Studio C Amenities.....	16
Studio C Event Schedule.....	17
Concept.....	18
Moodboards & Inspiration.....	20

PHASE TWO: SCHEMATIC DESIGN

Parti Diagrams.....	27
Bubble Diagrams.....	28
Schematic Floor Plans.....	29

PHASE THREE: DESIGN DEVELOPMENT

Design Development Floor Plan.....	31
Design Development Sections & Elevations.....	32
Design Development Perspectives.....	33
Casework Sketches.....	34
Initial Material Selections.....	35
Initial Furniture Selections.....	36

PHASE FOUR: FINAL DESIGN

Rendered Floor Plan.....	38
Floor Plan.....	39
Furniture Plan.....	40
Studio C Amenities.....	41
ADA & Autism Considerations.....	42
Elevations.....	43
Sections.....	44
Reflected Ceiling Plan.....	45
Lighting Plan.....	46
Materials.....	47
Furniture.....	48
Renderings.....	49
Considerations.....	54



PHASE I:

RESEARCH & CONCEPT DEVELOPMENT



Extraordinary Destinations.



Culinary Excellence.



Intuitive Service.



Luxurious Accommodations.



Stunning Design.

Celebrity **X** Cruises®

*"...consistent but never cookie-cutter.
Personalized and not par-for-the-course."*

~Celebrity Cruises Website

Background Information

- Founded in 1988 by Chandris Group
- Merged with Royal Caribbean International in 1997
- Headquarters in Miami, Florida
- Four Different Classes of Ships: Millennium, Solstice, Xpedition, & Edge



Celebrity Reflection

- Newest Solstice Class Ship
- 3046 Passenger Occupancy
- Voted best Mediterranean Cruises by Cruise Critic Cruisers' Choice Awards



Lawn Club



The Hideaway



The Pool



Opus Dining Room



On-Board Experience

- Luxurious Staterooms
- Specialty Restaurants
- Canyon Ranch SpaClub & Fitness Center
- Reflection Theater
- Many Bars
- Large Pools & Hot Tubs
- Lawn Club & Patio
- Fun Factory for Children

Destinations

- Caribbean
- Europe




Autism Friendly Cruising

- Celebrity offers a Welcoming Autism-Friendly Environment on Board
- Sensory Friendly Films and Toys
- Dietary Menu Options
- Autism Training for Staff
- Accommodations for Children, Teens, & Adults



For Children

- Priority Check-In, Boarding, & Departure
- Dietary Accommodations
- Pagers/Phones for Parents while in Fun Factory Programs
- Autism Friendly Toy Lending Program
- Autism Friendly Films
- Social Story Booklet
- Fun Factory Accommodations



For Teens

- Priority Check-In, Boarding, & Departure
- Dietary Accommodations
- Autism Friendly Toy Lending Program
- Autism Friendly Films
- Social Story Booklet
- Teen Program Accommodations



For Adults

- Priority Check-In, Boarding, & Departure
- Dietary Accommodations
- Autism Friendly Toy Lending Program
- Autism Friendly Films
- Social Story Booklet
- Cruise Activities Program Accommodations

Autism Friendly Cruising

CLIENT ANALYSIS

Staff Training

- All Fun Factory Staff Receive Overall Autism Awareness Training
- Youth Staff Receive Autism Awareness Training
- Training Includes Knowledge of Characteristics of Autism & Developmental Disabilities and Communication Tactics



Autism Friendly Films

- Low Lighting, Low Volume
- Guests Encourages to Walk Around and Talk During Film



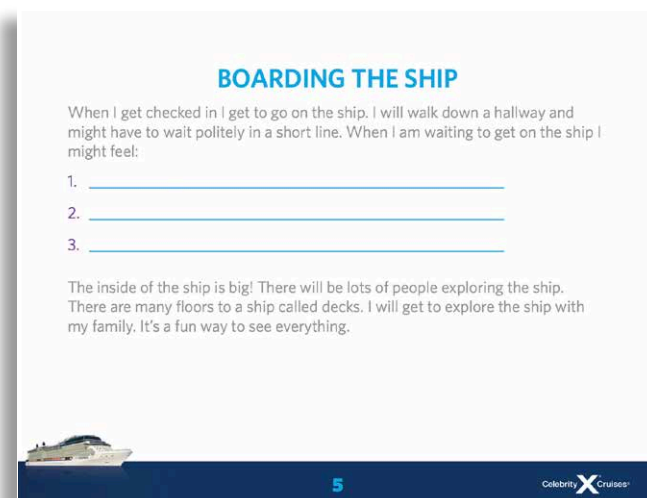
Autism Friendly Toy-Lending

- Celebrity has Partnered with Fat Brain Toys to Offer an Exclusive Autism Friendly Toy Catalog
- Tote Bag of Toys upon Request
- Also Offered: Non-Toxic Crayons, Markers, Water Colors, Building Blocks, Dominoes, & Picture Books



Social Story

- A Written or Visual Guide Describing Various Social Interactions & Situations Passengers may Experience
- Help those with Autism Cope Better



USER ANALYSIS



Michael & Denise Matthews with their two kids
Dylan (9) & Isabella (6)

Background

- Michael and Denise in Mid-30's & 40's
- Denise is a Pediatrician
- Michael is a Writer and has Published two Books
- Kids are both in School



Hobbies

- Traveling as a Family
- Trying New Things
- Hands-On Experiences
- Art Projects



Personality

- Close-Knit Family
- Very Well-Behaved Kids
- All very Curious & Love Learning

Why Cruising

- Good Way to Show Their Kids Many Parts of the World
- Child Care Options so Parents can Enjoy their Own Time

USER ANALYSIS



Bill & Eloise Peterson

Background

- Both Retired
- Married for 40 Years
- Bill was an Architect
- Eloise was an Elementary School Teacher
- Kids are Grown-Up



Personality

- Very Sweet
- Still Feel Young & Adventurous at Heart
- Open-Minded
- Caring

Hobbies

- Traveling
- Shuffleboard
- Reading
- Wine-Tasting




Why Cruising

- Always Loved Traveling but now want a more Relaxed & Catered Vacation
- Excited to Meet Like-Minded Travelers



USER ANALYSIS



May & Tony Cooper with their son Benedict (10)

Background

- May & Tony in Mid-30's
- May is a Science Professor at the Local College
- Tony is a Fire Fighter
- Benedict born with Autism
- Volunteers for many Programs



Personality

- Benedict is very Fun-Loving & Curious when not Overwhelmed
- Benedict is incredibly smart at science
- Family is very Close

Hobbies

- Family Loves Going on Trips to Help Benedict become Accustomed to New Things
- Benedict very much Enjoys being on Water



Why Cruising

- Being on the Ocean & Traveling calms Benedict
- Excited to see Celebrity Promoting Autism Friendly Cruises



Benefits of Art

ART & WELLNESS



Lower Stress & Anxiety

Expressing creativity in a relaxed atmosphere can help relieve stress and anxiety.

Build Confidence

Learning new things can build confidence and combat low self-esteem.

Relieve Depression

Creating something completely your own can bring about a sense of achievement, satisfaction, and reward, improving self worth and reducing depression.

Inspire Life Changes

Engaging in a creative thinking process can inspire life changes.

Distraction from Pain

Absorption into the creative process can provide a positive distraction from pain, life issues and illness.



5 Elements of Well-Being

- Positive Emotion
- Engagement
- Accomplishment
- Positive Relationships
- Meaning



“Art also helps people to **connect with and deal with their emotions**. Art can help a person reach into largely unconscious parts of the mind and experience dimensions of self otherwise buried and voiceless.”

Benefits of Nature

NATURE & WELLNESS

Healing

Being in or Seeing Nature Reduces Anger, Fear, & Stress Contributing to Physical Wellbeing, Reducing Blood Pressure, Heart Rate, Muscle Tension, & Production of Stress Hormones.

Soothing


Nature Helps us Cope with Pain as we are Genetically Programmed to Find Trees, Plants, Water, etc. Engrossing which Distracts from Pain.

Restoring

Being in or Seeing Nature Increases Ability to Pay Attention and Refreshes our Overactive Minds

Connecting

Nature is Proven to Increase Feelings of Unity and Empathy



Wellbeing from Nature

- Nature has been Proven to have a Positive Influence on Overall Wellbeing
- Nature can Restore Directed Attention & Focus, Promote Stress Reduction, and Stimulate Curiosity & Imagination
- Natural Sounds & Sights can Provoke Positive Psychological States

1 in 68 Children in the United States have Autism


1/3 of People with Autism Remain Nonverbal

1/3 of People with Autism have an Intellectual Disability



What is Autism

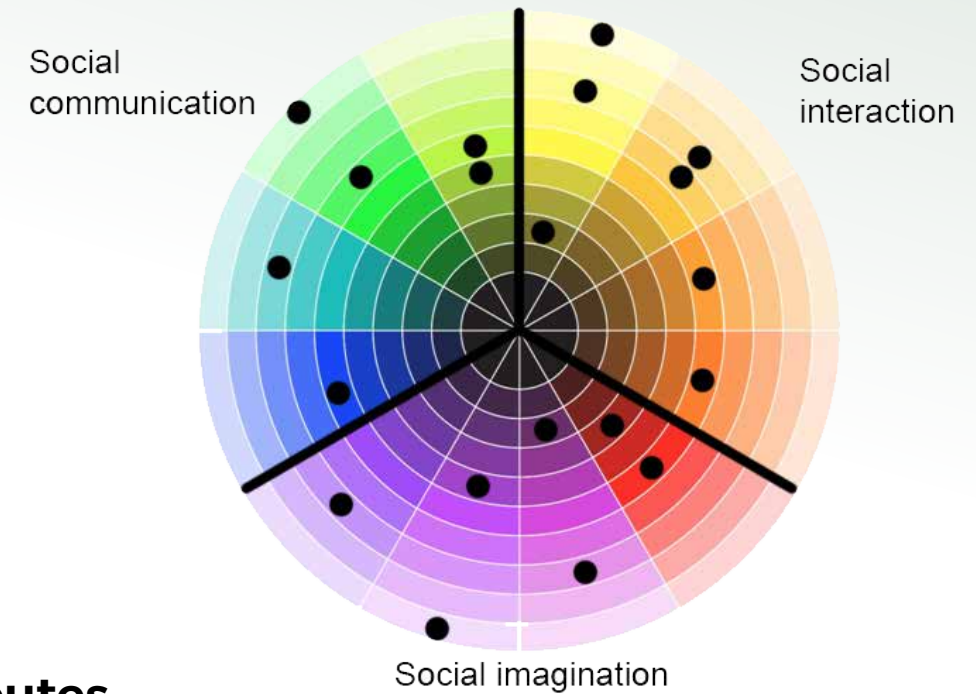
- Lifelong Developmental Disability
- No Known Specific Known Causes
- Can Develop from a Combination of Genetic & Non-genetic or Environmental Influences
- Affects how People Perceive the World & Interact with Others
- Some Autistic People also have Learning Disabilities, Mental Health Issues, or other Conditions
- Many feel the World is Overwhelming and can Cause Considerable Anxiety



AUTISM RESEARCH

The Autism Spectrum

- Every Case of Autism is Unique
- All Cases are on what is Called the “Autism Spectrum” - the Spectrum is not Linear



Autism Attributes

- The World can be Very Unpredictable & Confusing - Consistent Daily Routines are Helpful
- Many have Intense, Highly Focused Interests
- Autism may Cause Over- or Under-sensitivity to Sounds, Touch, Tastes, Smells, Light, Temperature, & Spain

Difficulties Autism Cause

- Interpreting Verbal and Non-Verbal Language (i.e. Facial Expressions, Tone of Voice, Jokes & Sarcasm)
- Reading People and Understanding Feelings and Intentions

ART, NATURE, & AUTISM



Nature & Autism

- Nature Allows Those on the Autism Spectrum to Maintain a Diverse Sensory Palette - Also Beneficial to All Developing Children
- Nature is Beneficial to Physical, Social, & Spiritual Development
- Nature Stimulates Senses with Smells, Sounds, Sights, & Textures
- Other Benefits of Nature Include Exercise & Fresh Air



Art & Autism

- Verbal Self-Expression & Language are Difficult - Art Provides an Easier Way to Express Feelings & Ideas
- Art can Aid in Forming Connections with Peers
- Because Art is Enjoyable for Most, it can Make Dealing with Certain Sensory Textures & Smells they Might Otherwise Dislike
- For those with Autism, Art can Promote Communication, Emotional Growth, & Sensory Integration while Fostering Social Interaction in a Fun Environment



Acoustics

- Avoid Noisy Spaces
- Sense of Calm will Encourage Better Behavior
- Carpet & Cork Flooring Help



Lighting

- Avoid Flickering Fluorescent Lighting as they can be Disturbing to those with Autism
- Flexibility is Key - Allow for Dimming
- Mix Natural & Artificial Sources
- Mix Above & Side Lighting from Variety of Sources



Ventilation

- Allow for Fresh Air & Good Ventilation
- Windows are Nice but Better Higher Up & Opened only by Staff



Familiar Details

- Familiar Design Details Help with the Sensitivity to Surroundings
- Including Objects & Spaces that Look like Commonly Seen things Help Relieve Anxiety of New Places



Texture

- Natural Textiles & Materials are Best
- Choose Materials that Feel Good to Non-Autistic People, Too (i.e. Wood over Metal)



Space Planning

- Simple Layout is Best
- Anything too Complex can Confuse those with Autism and cause Anxiety
- Allow Spaces to Flow from One to Another
- Curved Walls Allow for Smooth Transition & Wayfinding
- Create a Good Balance of Large & Small Spaces



Color


- Some Believe Neutral Colors are Better, Some Believe Brighter Colors are Better
- Most Important is to Choose Calming Colors

A room to embrace your inner artist.

Experience a wide-variety of creative outlets with this nature inspired art space designed with wellbeing in mind. It is a space to relax and let your curiosity take over. The room is complete with many large-scale and small-scale art forms along with a Virtual Reality space and a special consideration for those on the autism spectrum.

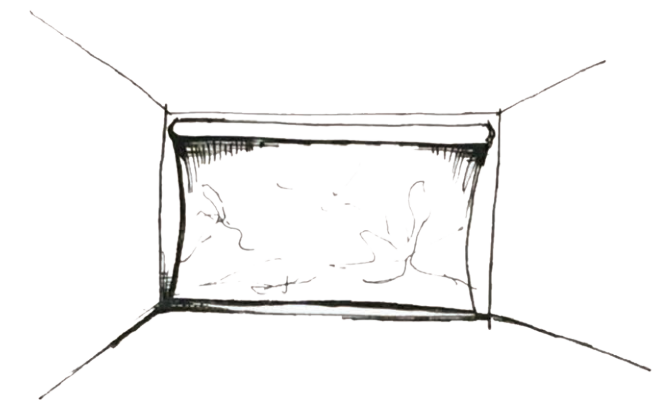

Amenities for Art

- Large Canvas for Painting
- Easels
- Heat Sensitive Wall
- Table for Classes
- Display Area
- Seating for Portable Art



Art Forms Available

- Drawing (Pencil, Marker, etc.)
- Painting
- Digital
- Virtual Reality
- Mixed Media



STUDIO C EVENT SCHEDULE

Age-Based Events

- Creative Kids (Ages 12 & Under)
- Teen Blast (Ages 13 - 17)
- Not Just for Kids (Ages 18 & Up)
- Senior's Club (Ages 55 & Up)


Teaching Events

- Sand Art Session
- Watercolor Workshop
- Photo Editing Workshop
- Caricature Workshop
- Wine Art Session
- Model Magic Demonstration
- VR Demonstration
- Painting Workshop

MUNDAY	TUESDAY	WEDNESDAY	THURSDAY	FRIDAY	SATURDAY	SUNDAY
8:00am - Creative Kids (12 & under) w/sand art session	8:00am - open studio w/ 4:00 - Drawing session	8:00am - creative Kids 1:00pm - open studio w/photo editing workshop	8:00am - open studio 4:00pm - seniors club 8:00pm - Teen blast w/ caricature workshop	8:00am - creative Kids w/ collage workshop 1:00 - open studio 8:00pm - Not just for kids (18 & up) w/wine art session	9:00am - creative Kids w/ model magic demonstr. 1:00pm - open studio 8:00pm - Not just for kids w/VR Demonstr.	9:00am - open studio w/ 4:00pm - painting workshop

Serene Curiosity

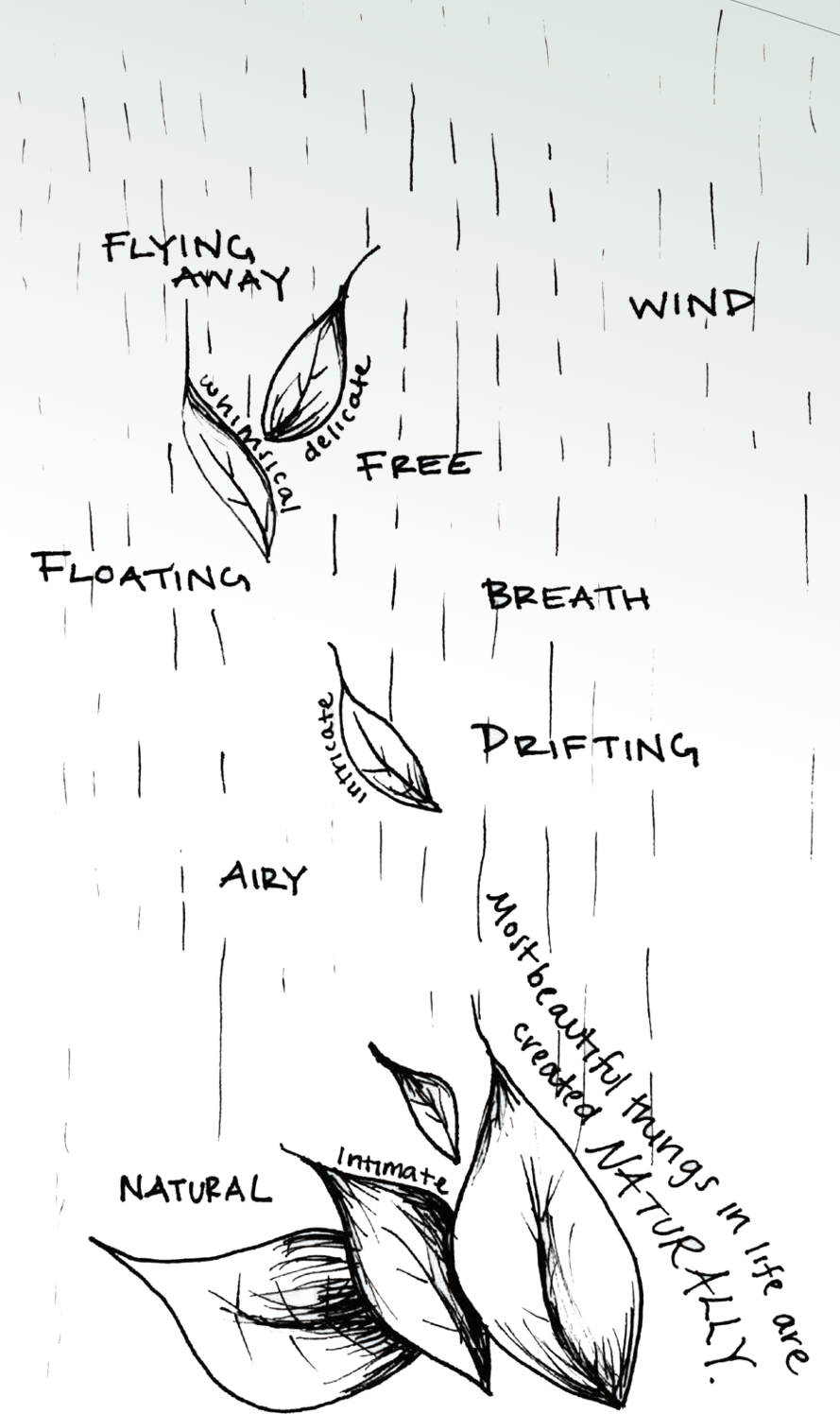
Serene Curiosity stems from the idea that the natural world can be soothing and fascinating all at the same time. The **delicate intricacies** of nature create unique **patterns** and **layers** stimulating curiosity and reflection. There is an obvious connection between art and nature, as many of the most beautiful things in life are created naturally, and it is our **innate curiosity** that allows us to appreciate this beauty.



CONCEPT

Some of the most beautiful things in life are created naturally.

CONCEPT SKETCHES





• STRONG CONNECTION BETWEEN ART & NATURE



PHASE II:

SCHEMATIC DESIGN

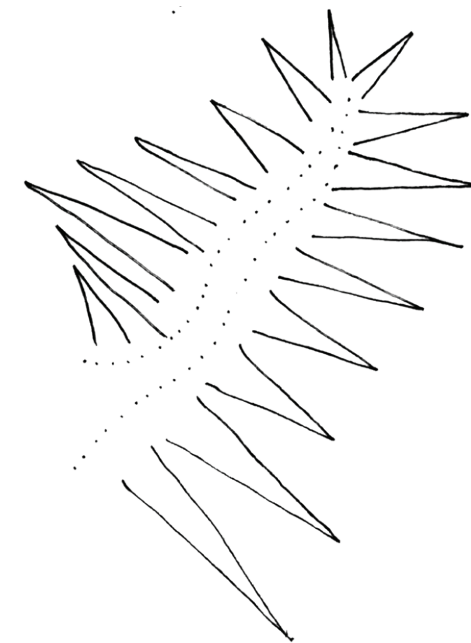
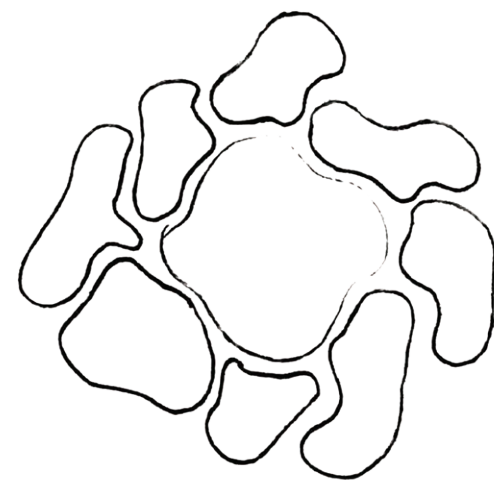
PARTI DIAGRAMS



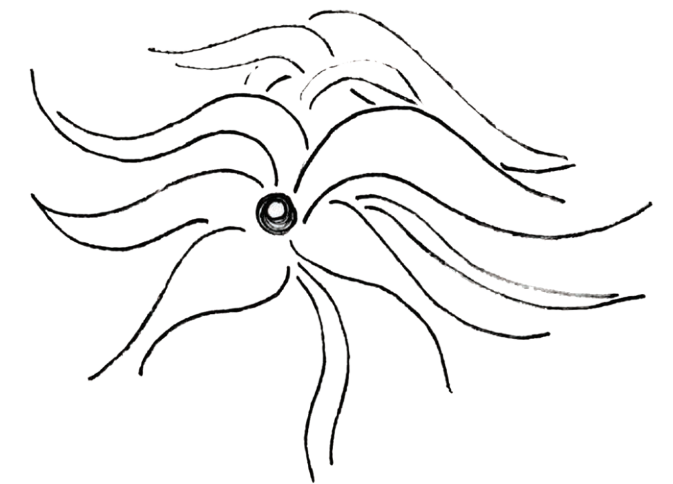
• Layering •



• Organic •



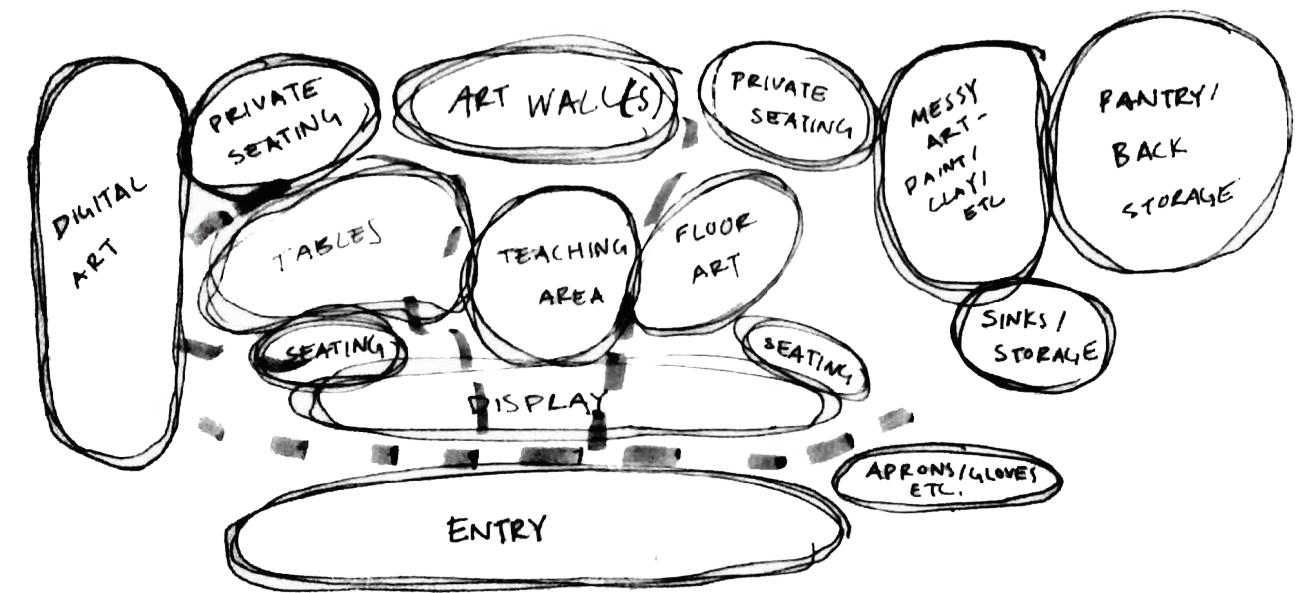
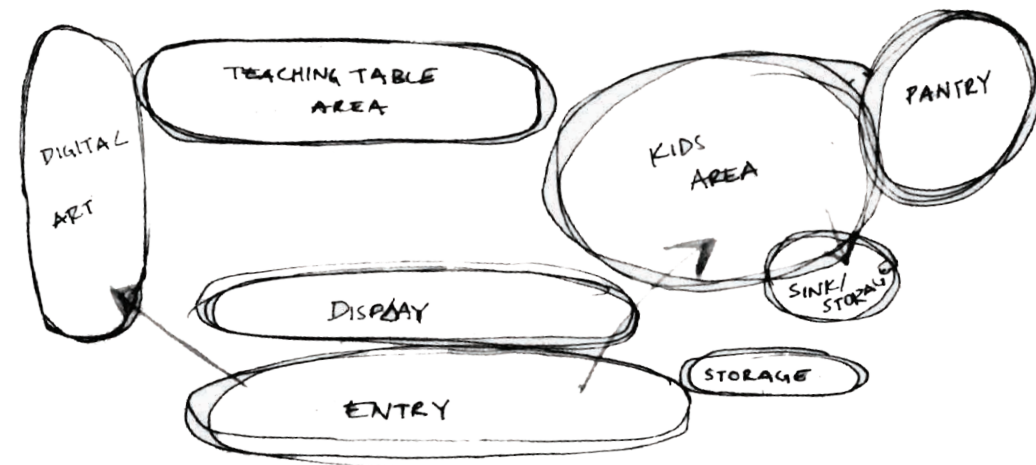
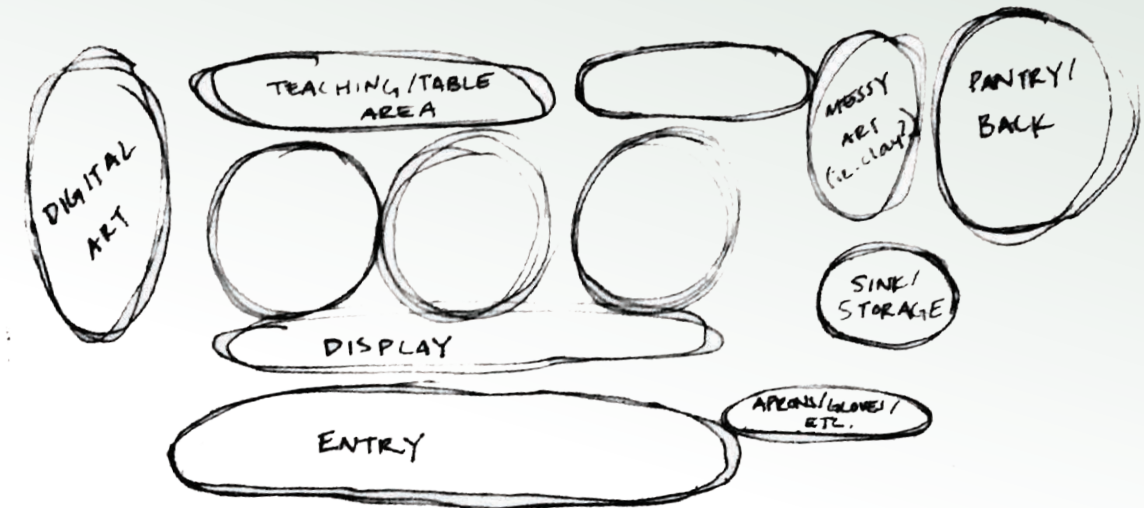
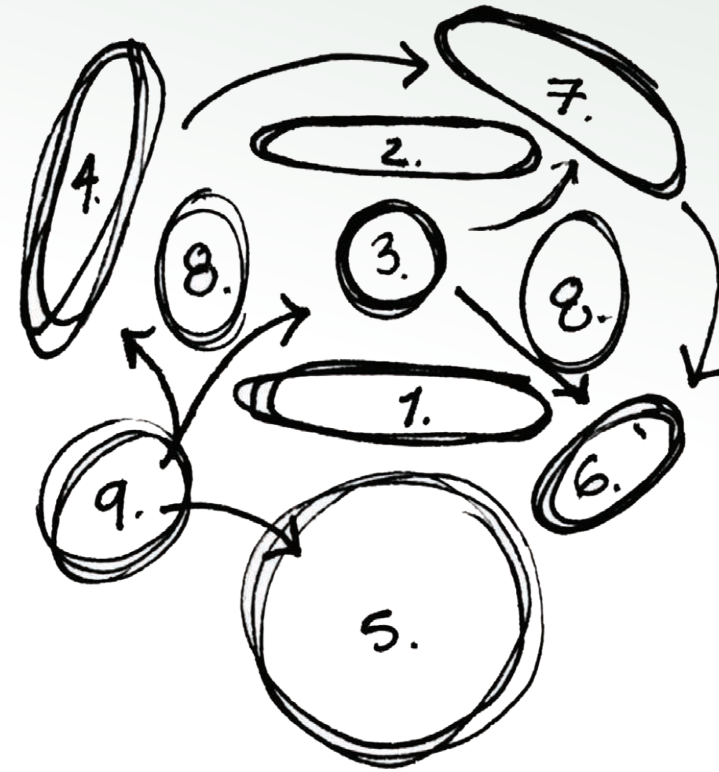
• Repetition •



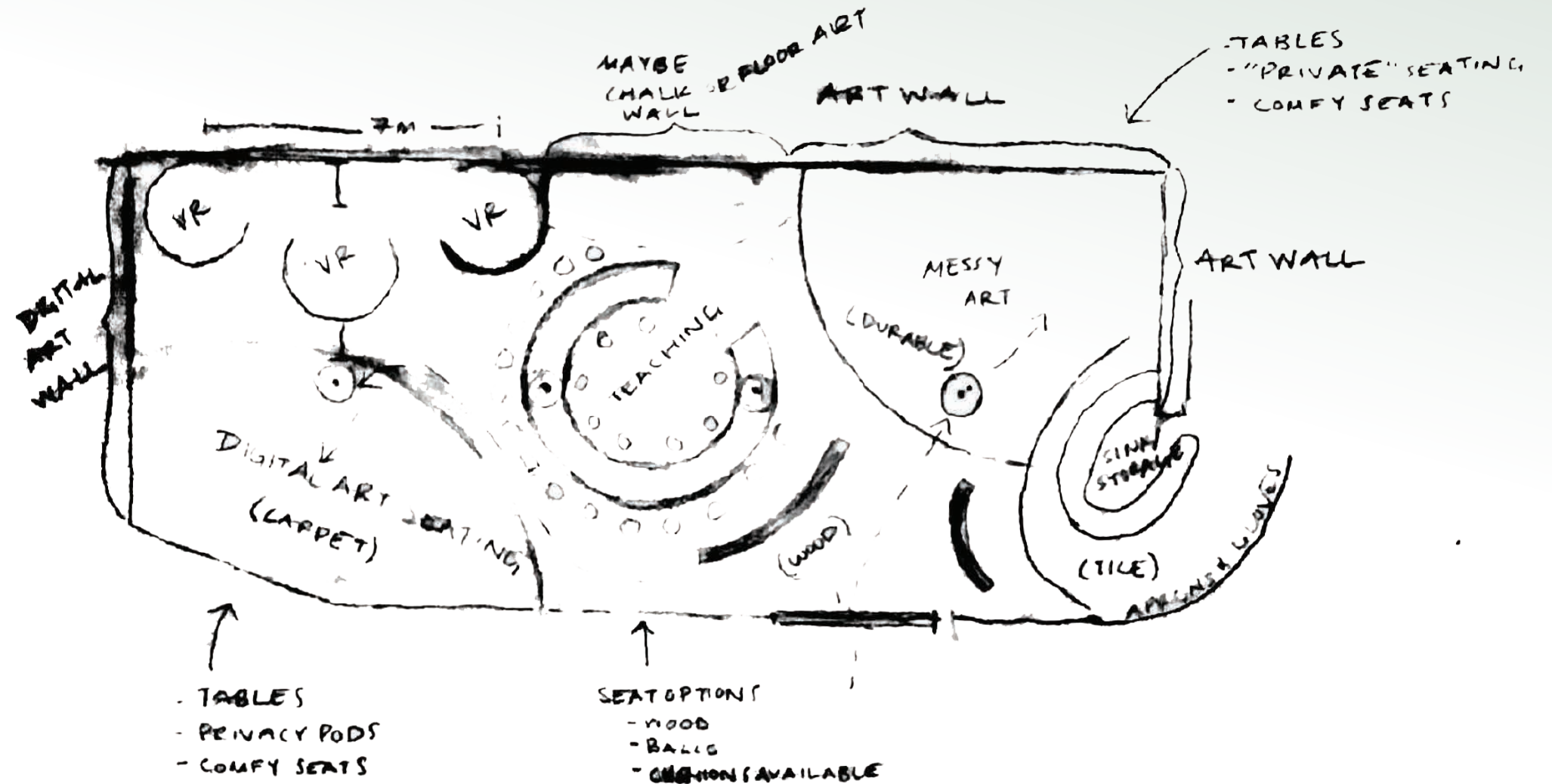
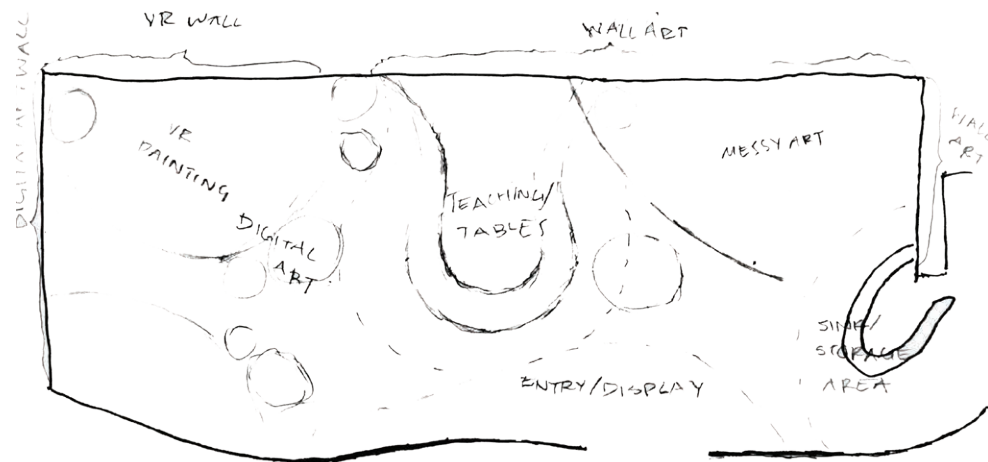
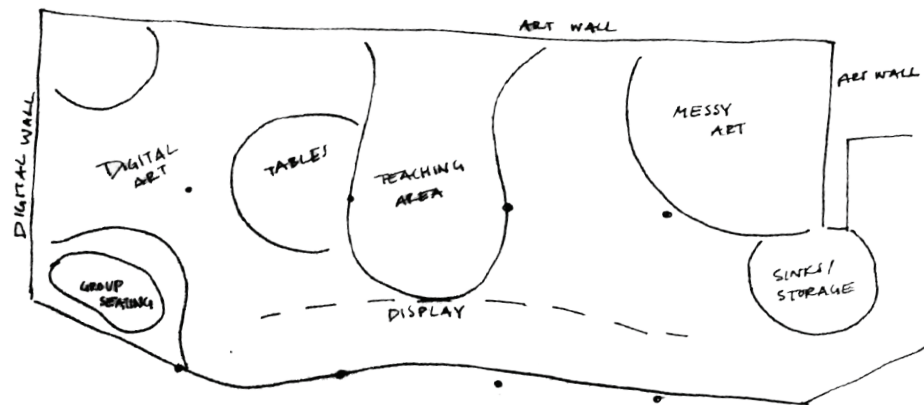
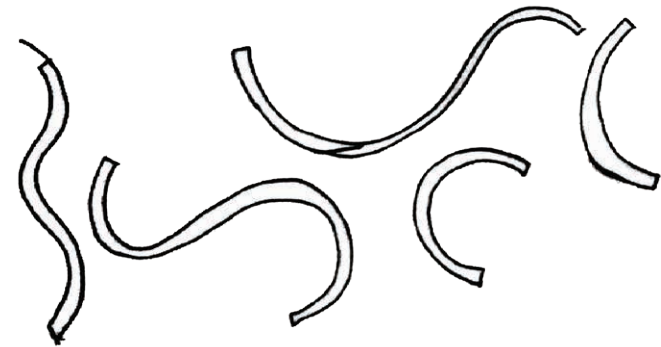

• Depth •

BUBBLE DIAGRAMS

- 1: Art Wall
- 2: Digital Wall
- 3: Teaching Table
- 4: Chalk wall
- 5: Kids Area
- 6: Clay ?
- 7: Floor Art ?
- 8: Seating
- 9: Entry



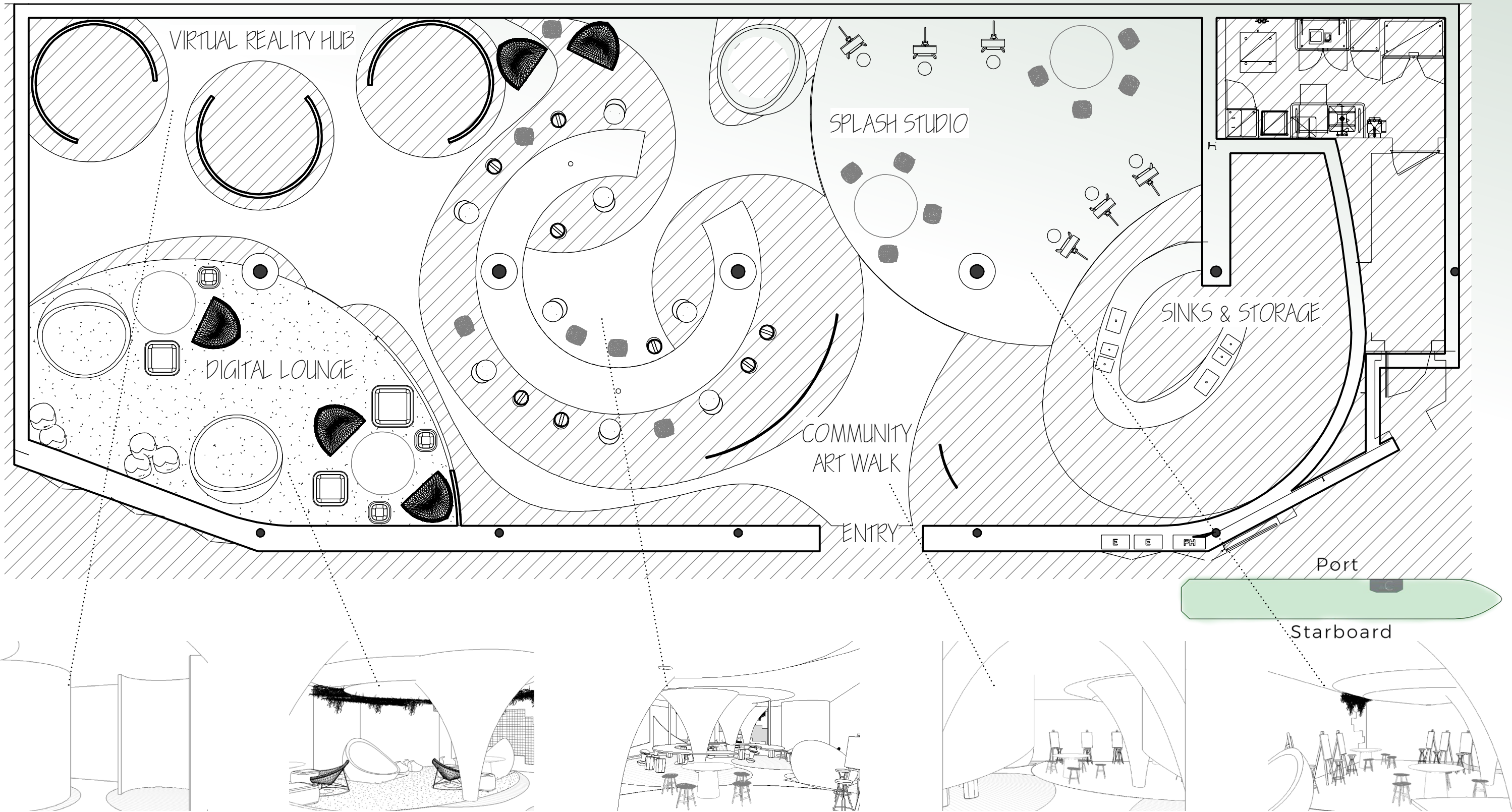
SCHEMATIC FLOOR PLANS






PHASE III:
DESIGN DEVELOPMENT

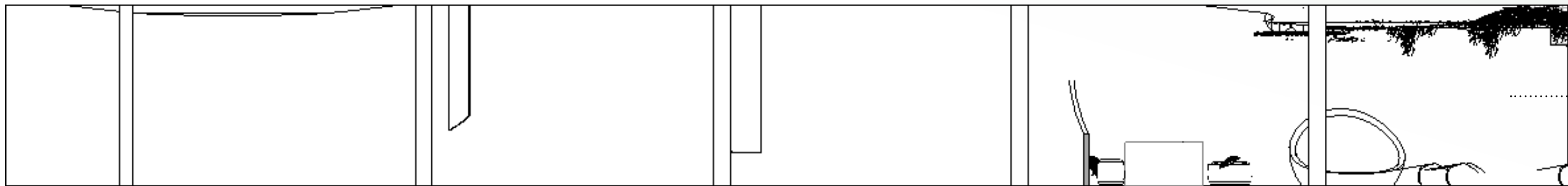
FLOOR PLAN



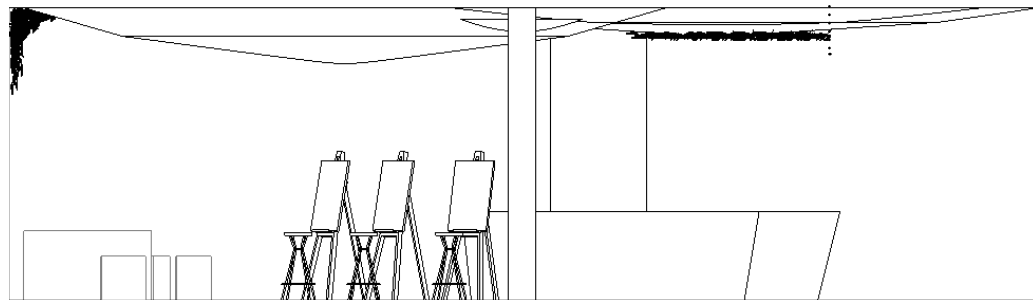
SECTIONS & ELEVATIONS



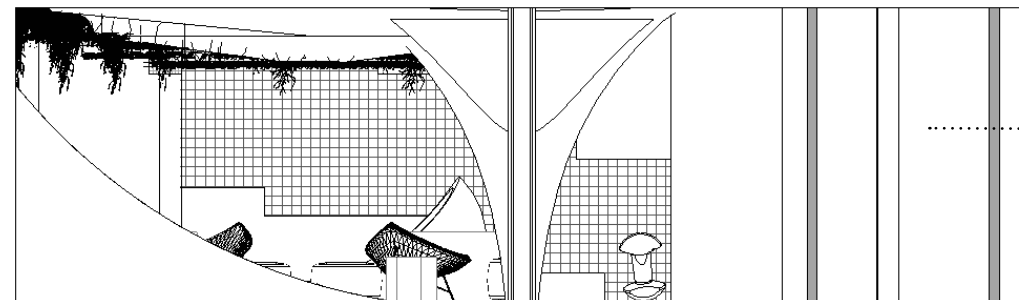
Back Wall Elevation (VR Hub, Table Space, & Splash Studio)



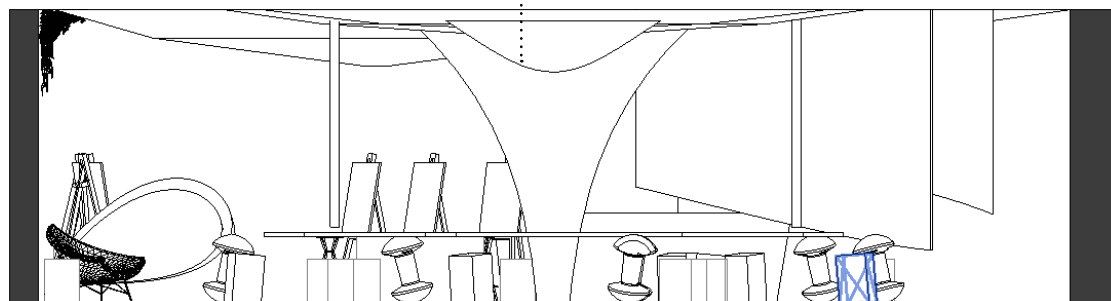
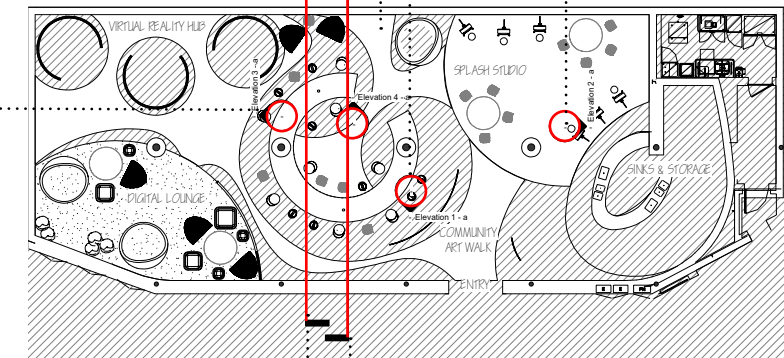
Front Wall Elevation (Sinks, Community Art Walk, & Digital Lounge)



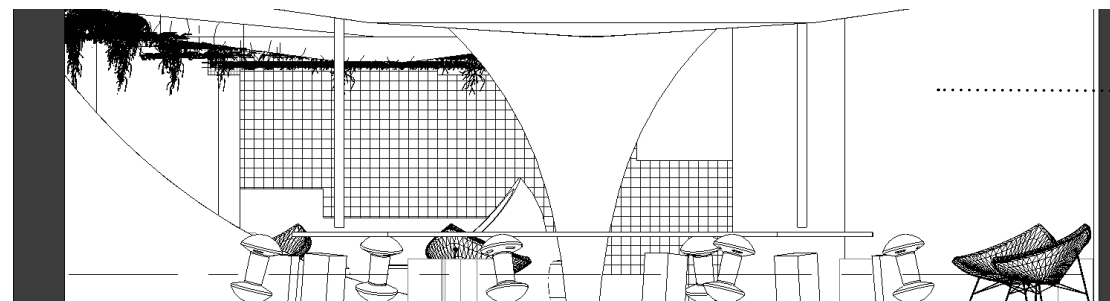
Right Side Elevation (Splash Studio & Sink)



Left Side Elevation (Digital Lounge & VR)

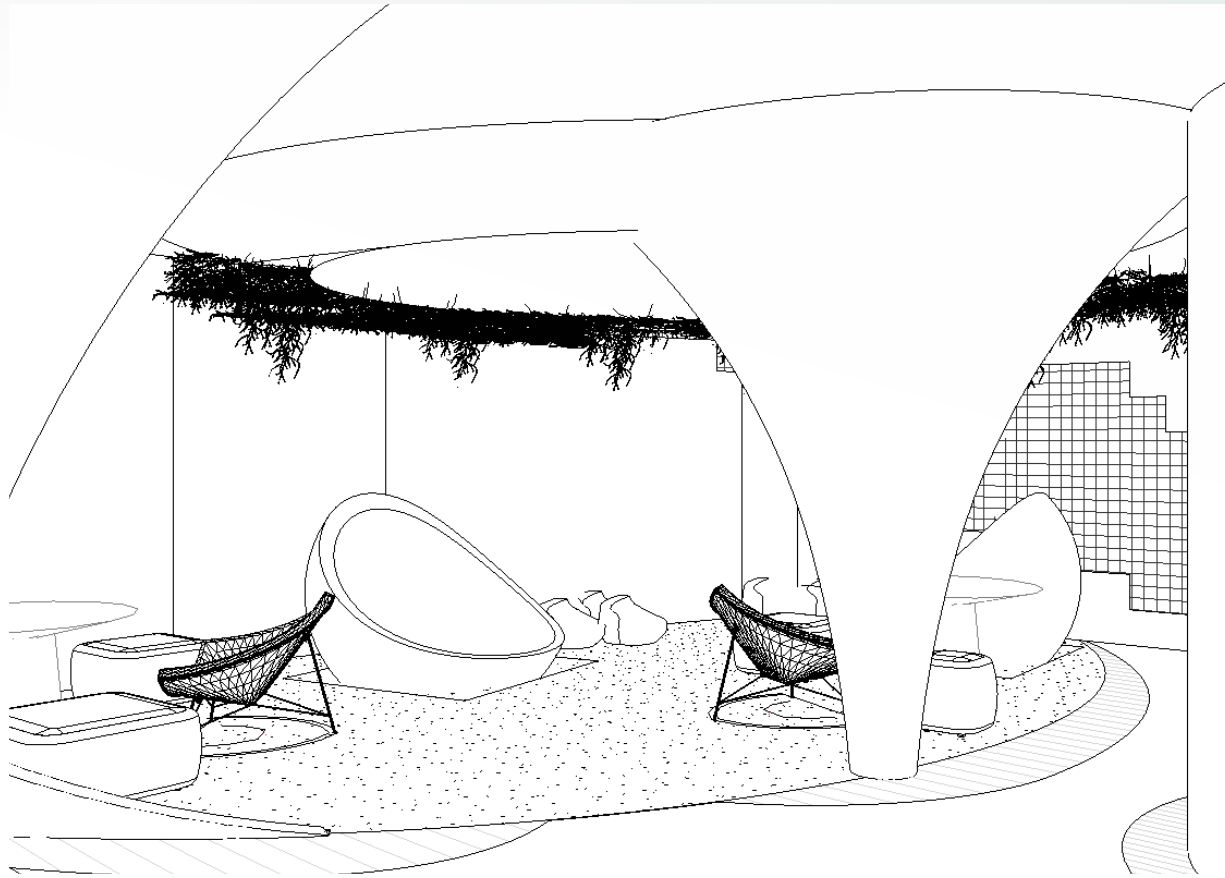


Right Side Elevation (Table Space)




Left Side Section (Table Space)


PERSPECTIVE SKETCHES



Digital Lounge




Splash Studio

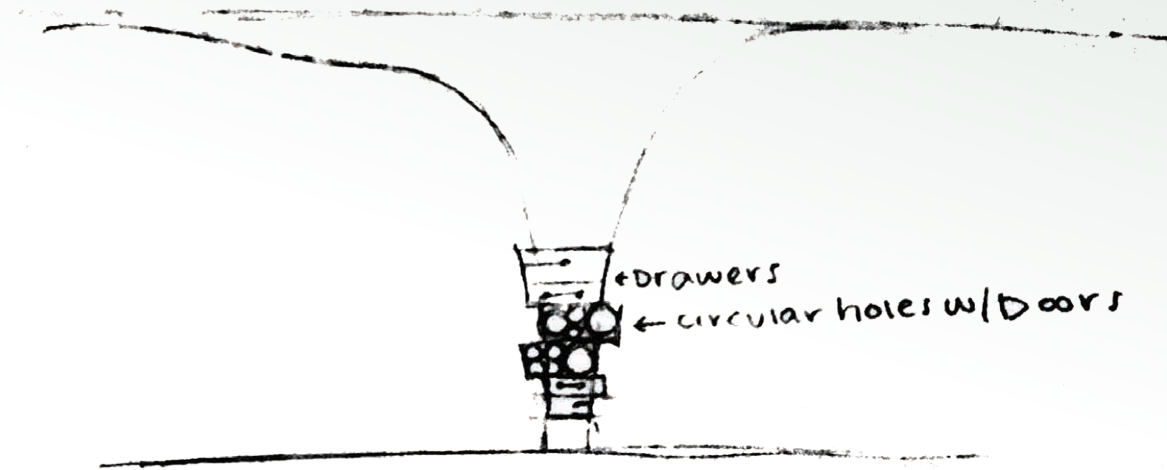


Entire Space

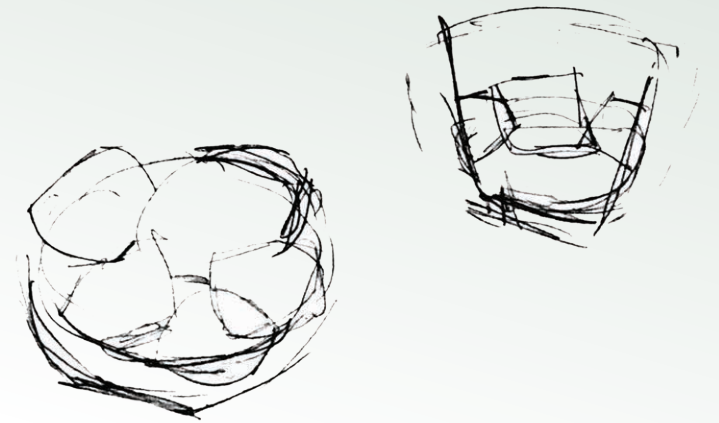
DETAILS



Community Art Walk



Storage Columns



Private Seating

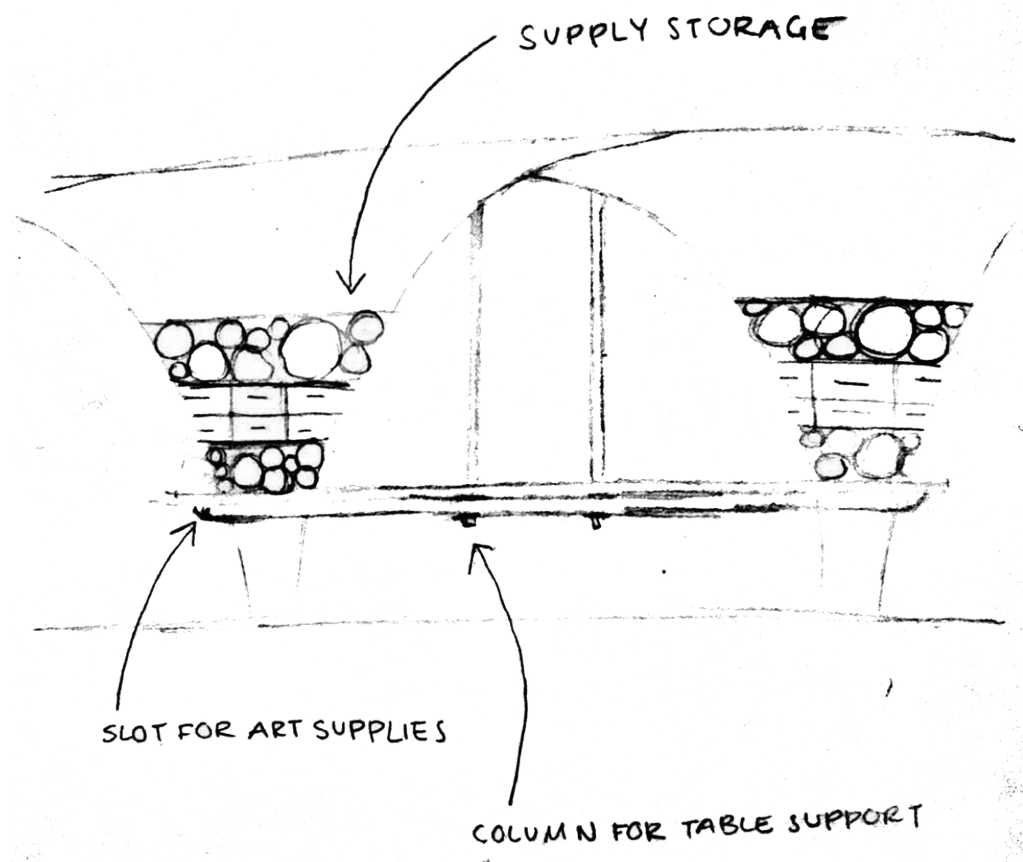
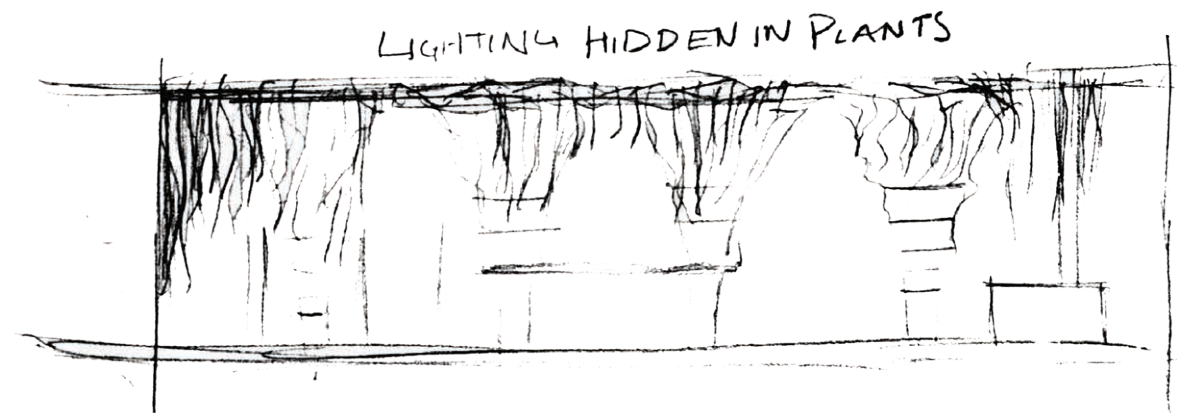



Table Space



Ceiling


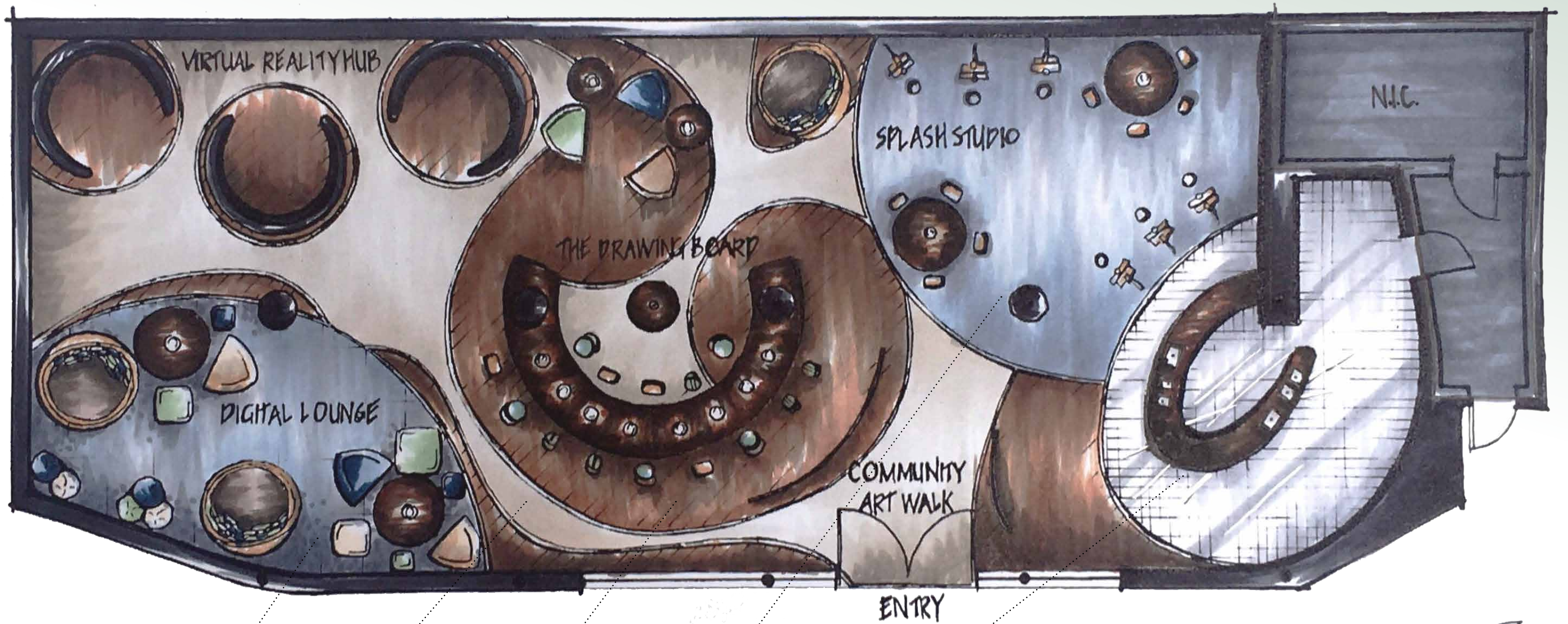


Lighting




PHASE IV:
FINAL DESIGN

FLOOR PLAN




Carpet



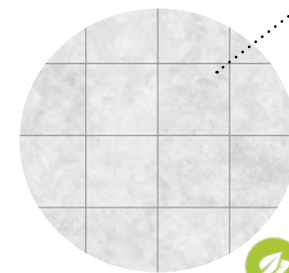
Marmoleum



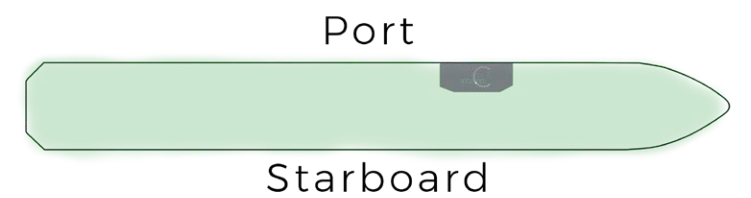
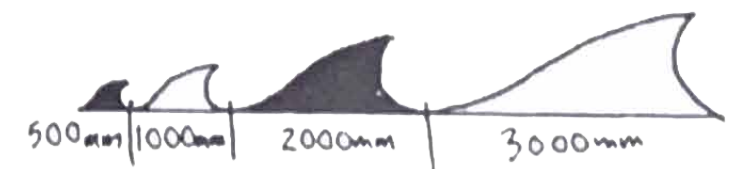
Marmoleum



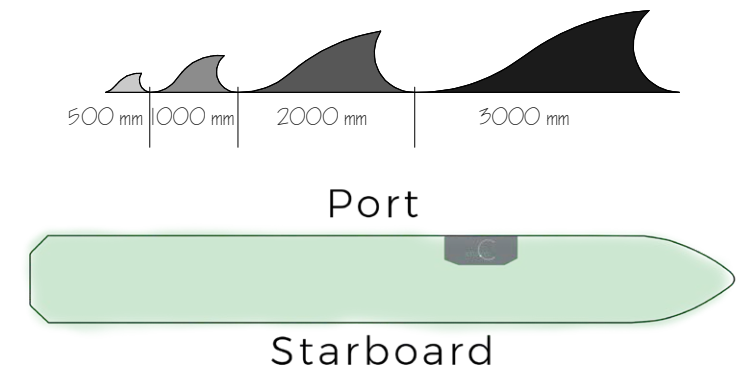
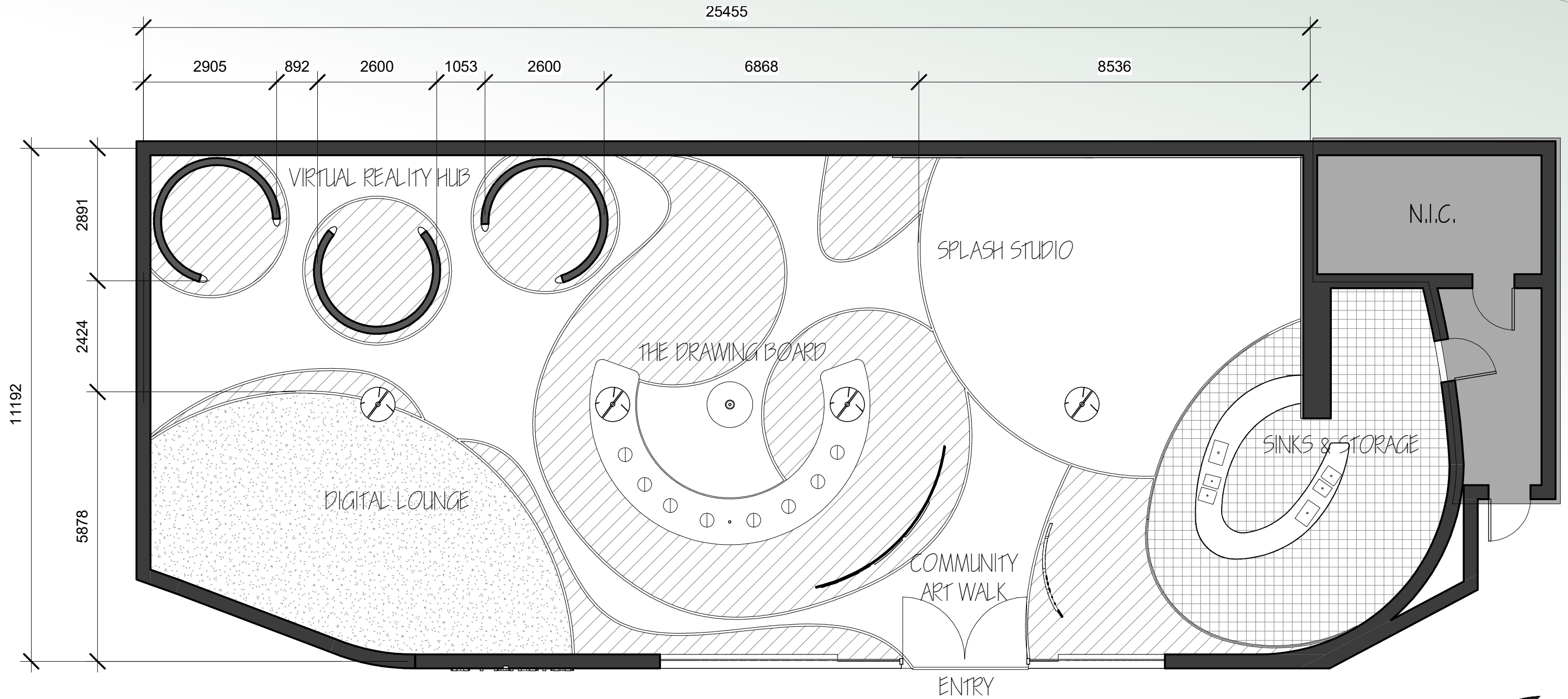
Marmoleum



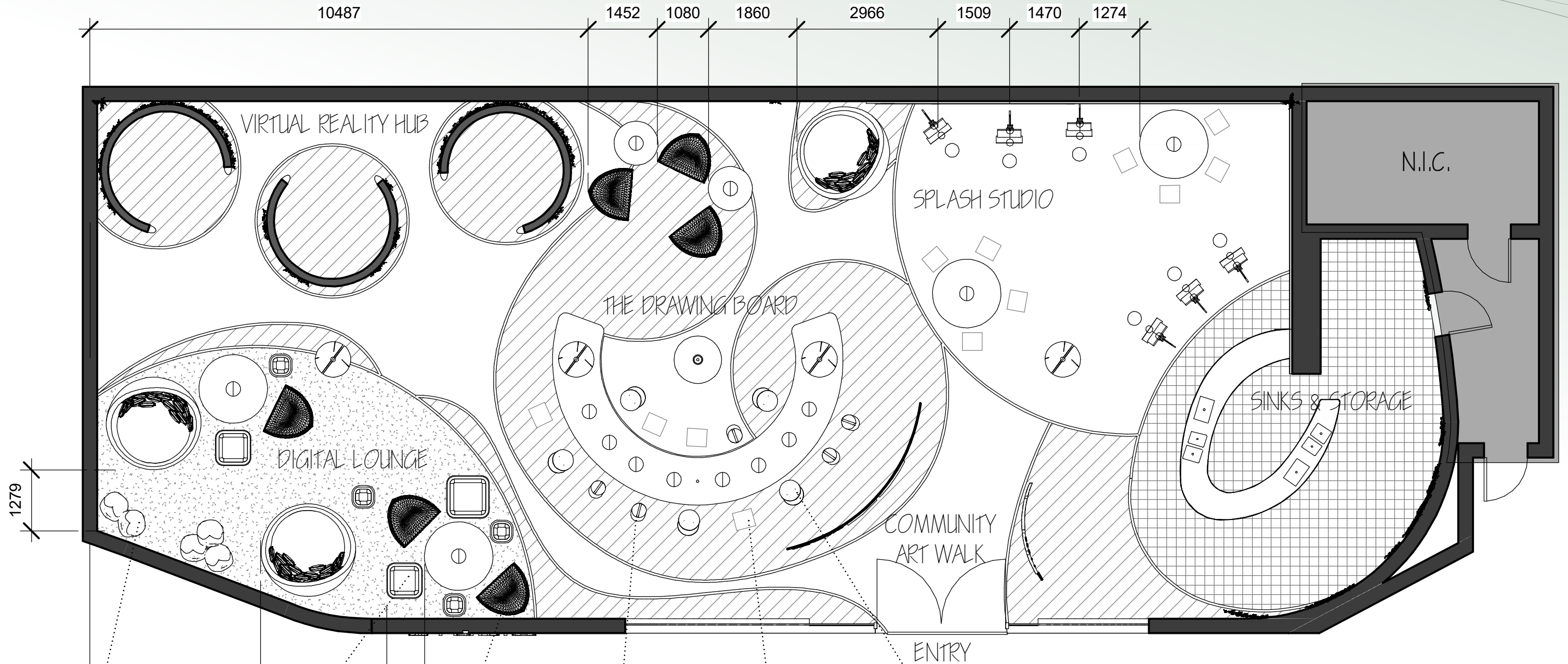
Tile



FLOOR PLAN



FURNITURE PLAN



Bean Bag Chairs



Firkant Pouf




Coconut Chair



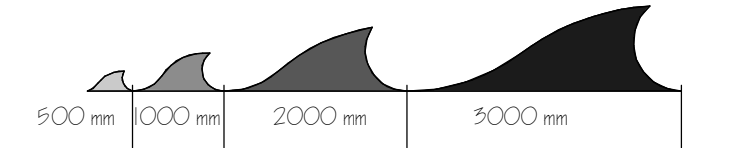
K2 Seat



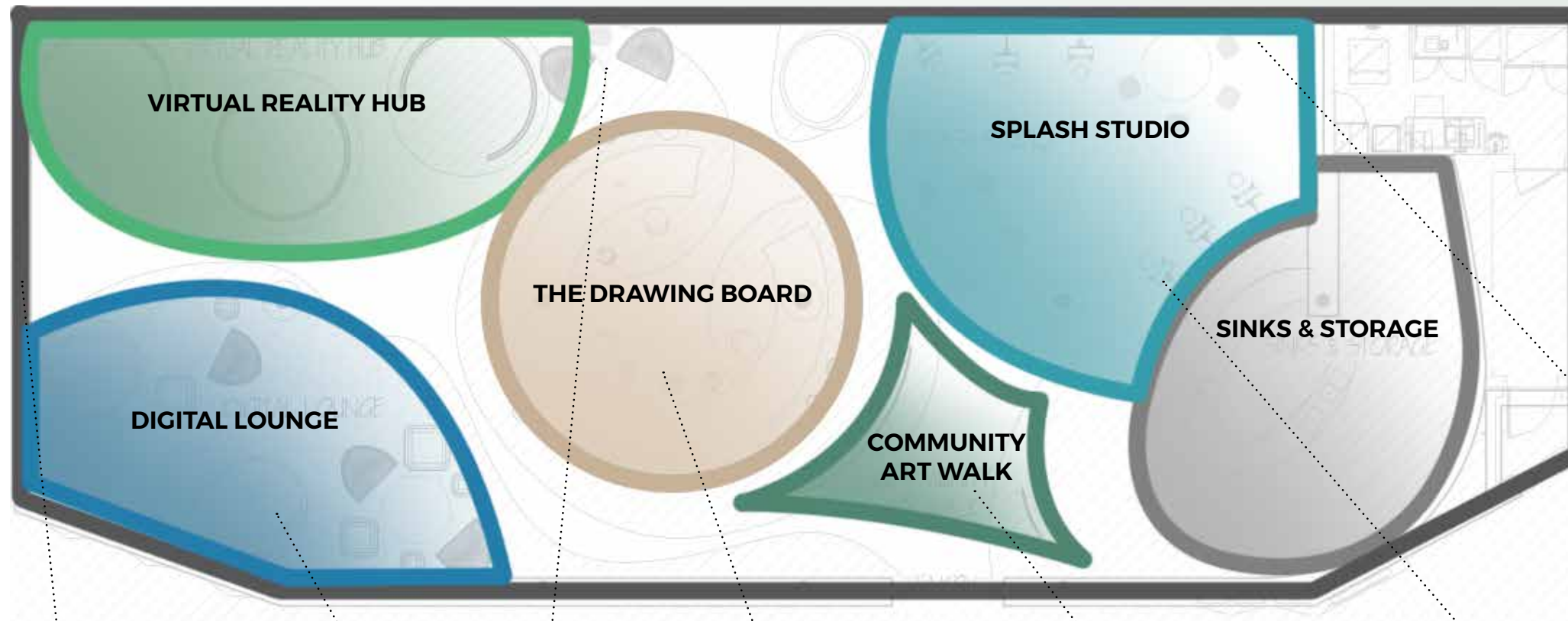
Shell Seating



Ballo




STUDIO C AMENITIES



Art Forms Available

- Drawing (Pencil, Marker, etc.)
- Painting
- Digital
- Virtual Reality
- Mixed Media



Heat Sensitive Wall



Seating for Portable Art




Table for Classes



Display Area



Easels



Large Canvas on the Wall

ADA & AUTISM CONSIDERATIONS

Autism Considerations



Semi-Private Seating Options



VR Pods Sensory Friendly



User Customizable Lighting



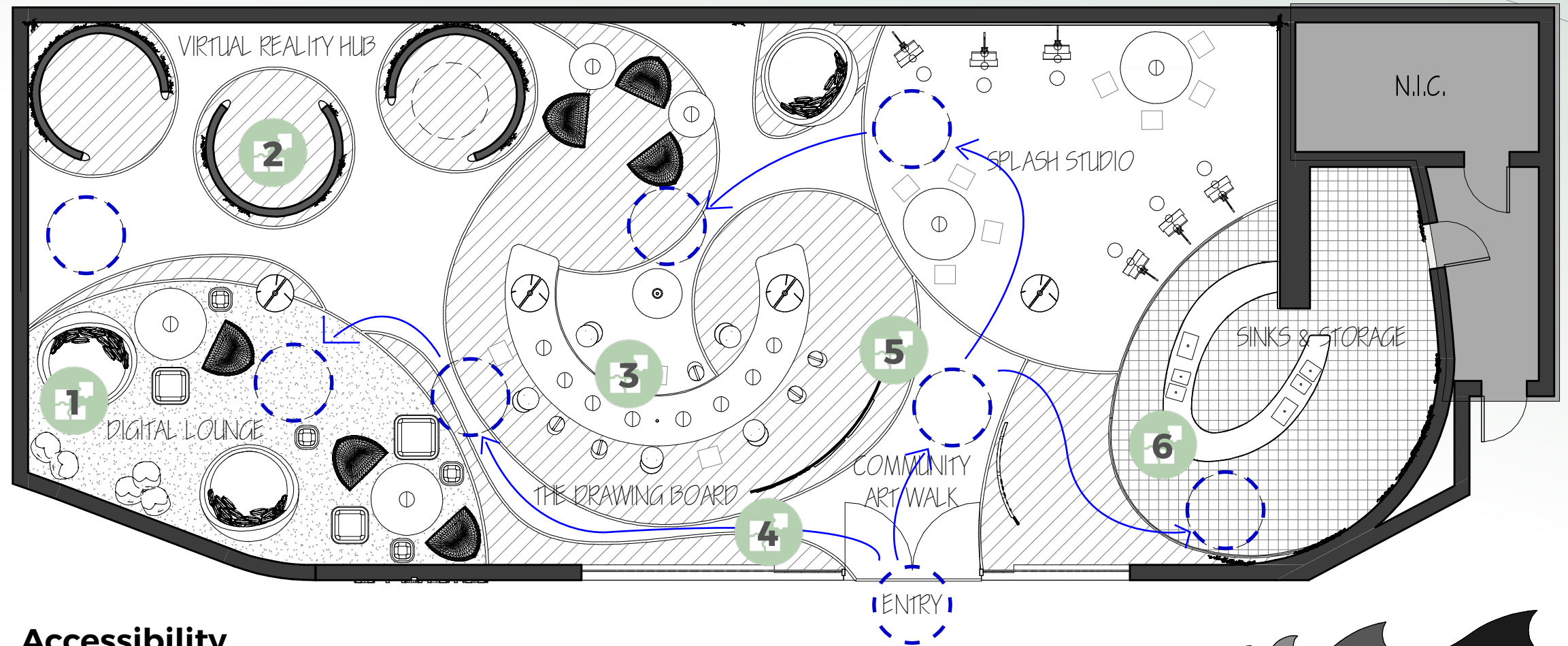
Intuitive Wayfinding with Obvious Pathways



Curved Walls for Smooth Transitions

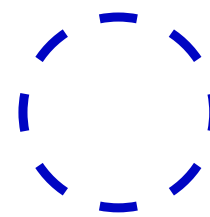


Sinks for Any Mess




Accessibility

- All Spaces and Paths ADA Accessible
- Intriguing for Visually Impaired as well with Textures & High Contrast Colors/Values



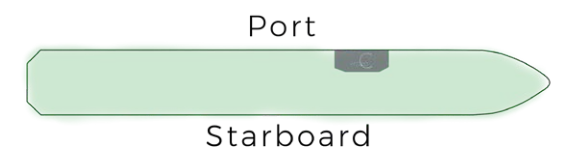
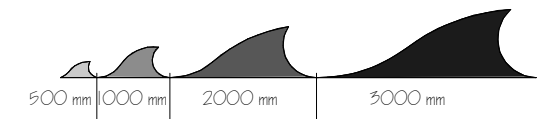
ADA Turning Radius



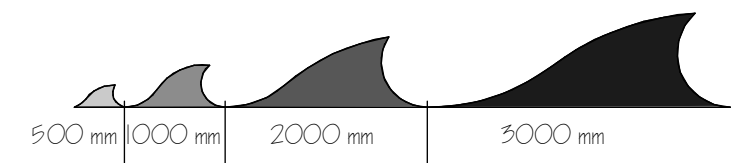
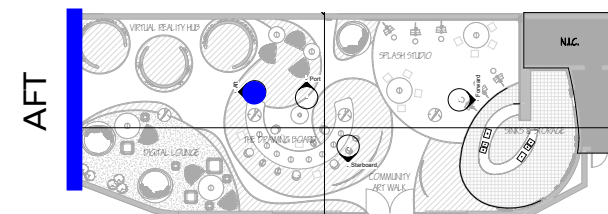

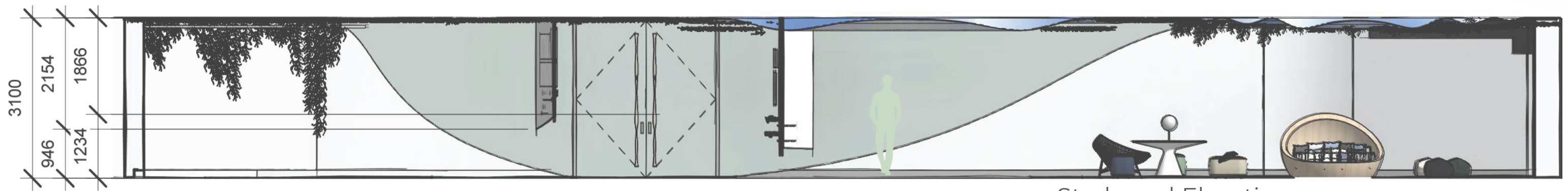
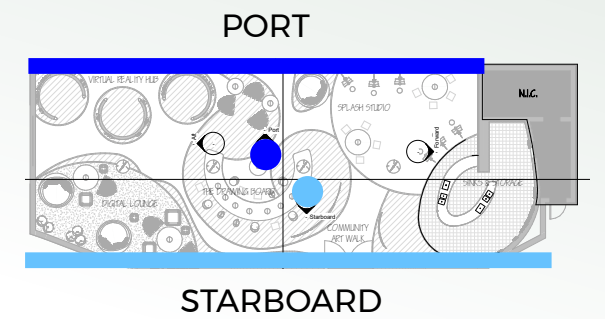

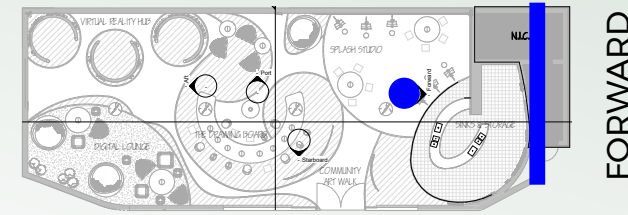

ADA Path & General Circulation




Autism Consideration Point





ELEVATIONS



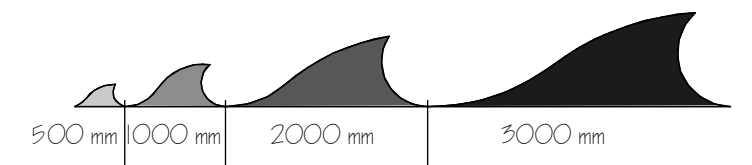
SECTIONS



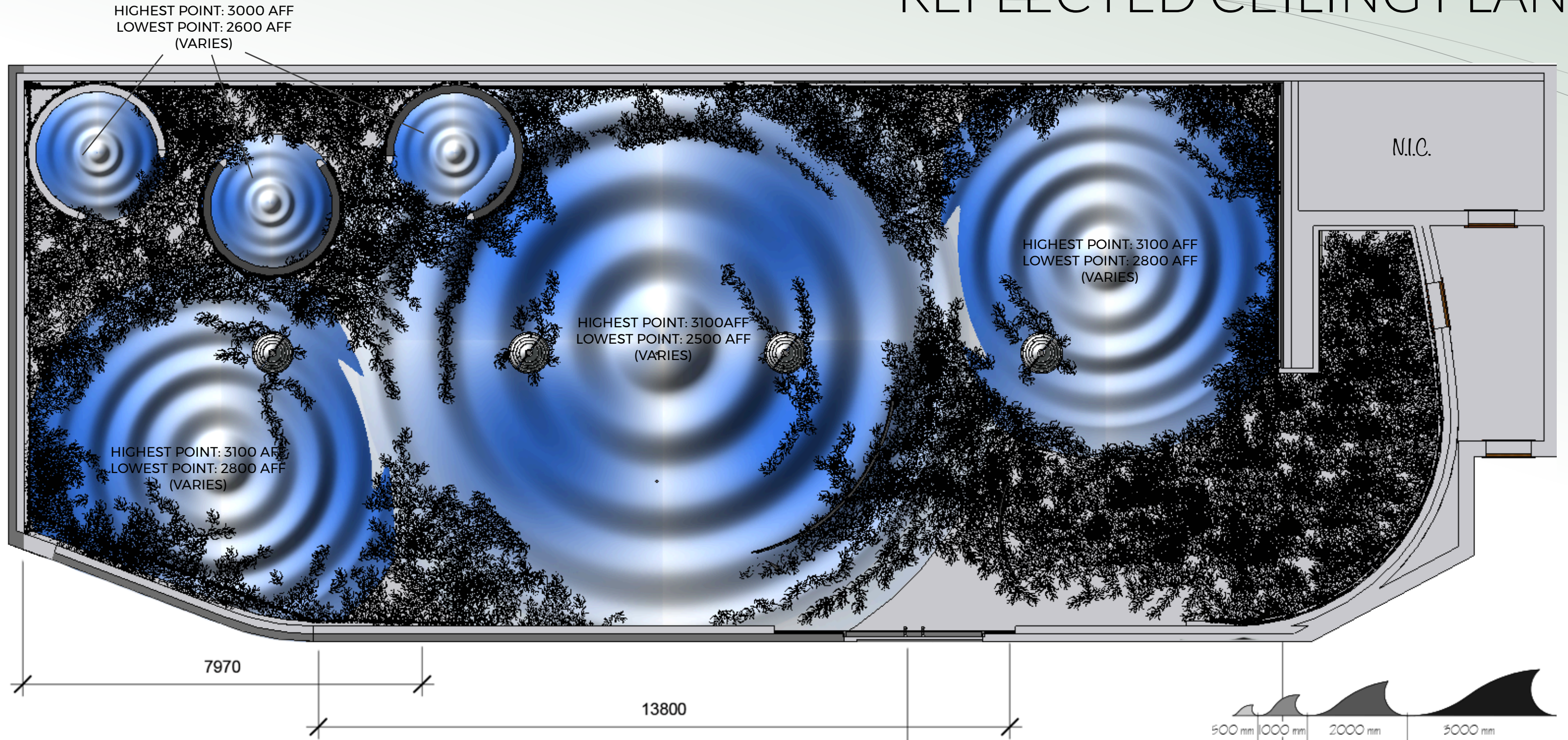
Aft Section



Port Section



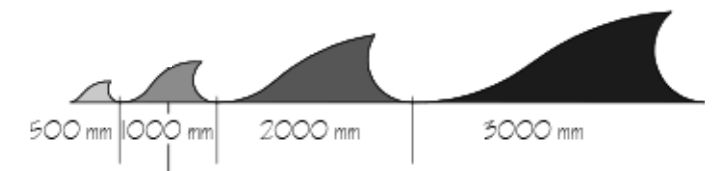
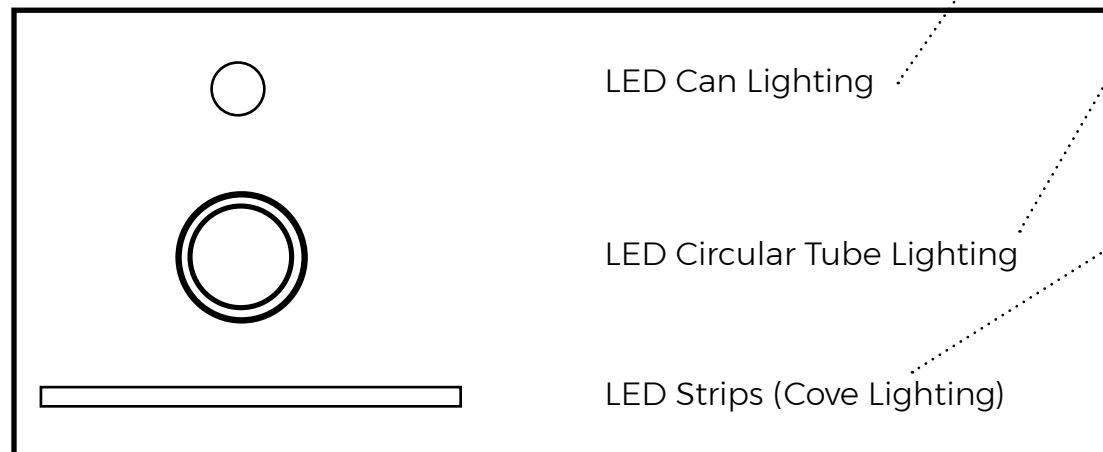
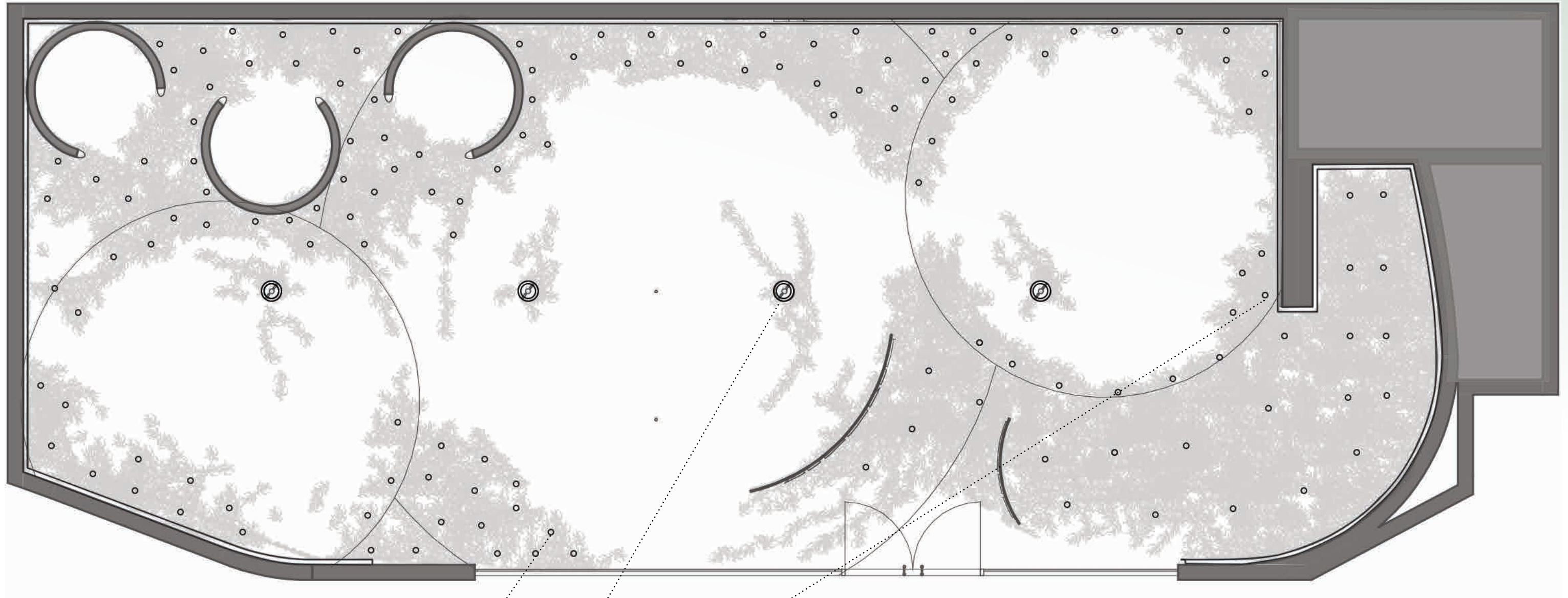
REFLECTED CEILING PLAN




Ceiling Design

The ceiling is intended to resemble ripples of water surrounded by seaweed, tying back to the nature aspect of the concept, serene curiosity.


LIGHTING PLAN




MATERIALS



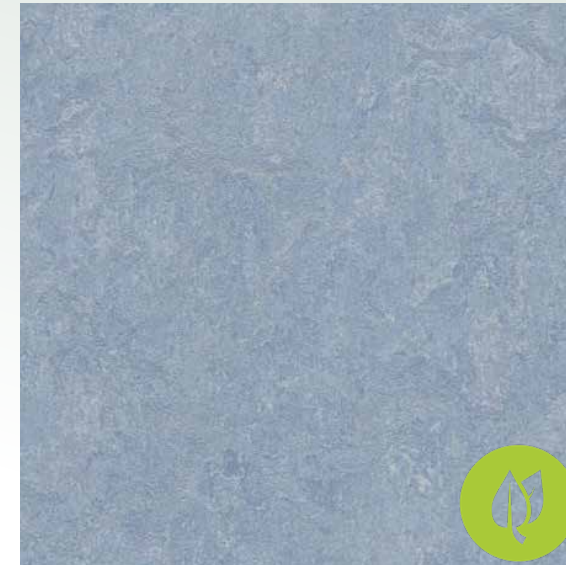
Main Flooring
Marmoleum Striato Original
Forbo Flooring System




Path Flooring
Marmoleum Real
Forbo Flooring System




Carpet Flooring
Soft Embrace - Blue Lagoon
Godfrey Hirst



Splash Studio Flooring
Marmoleum Fresco
Forbo Flooring Systems



Sink Area Flooring
Cascade VT.323P - Marble Look
Eco Friendly Tiles



Heat Sensitive Wall
Northern Lights Heat Sensitive
Tiles
Moving Color




Paint Wall
Custom Canvas
Rex Art Company



Accents & "Seaweed"
Aluminum Alloy
Impol Aluminum Industry



Walls
Polar Bear 75 Paint
Behr



Ceiling Paint
Coat of Silence
Acoustical Surfaces

FURNITURE



Digital Lounge Seating (x6)
Firkant Pouf
Icons of Denmark



Digital Lounge Seating (x5)
3' Sack
ComfySacks



General Seating (x6)
Coconut Chair
Vitra



Table Seating (x5)
Ballo
Humanscale



Table Seating (x5)
K2 Seat
Jensen Plus




Table Seating (x12)
Shell Seating
Karl Andersson & Soner




Splash Studio Easels (x6)
Masters Beech Studio Easel
Post Road Art Center



General Tables (x6)
Custom Table
Made by Designer



General Seating (x3)
Custom Nest Seating
Made by Design



Task Lighting (x8)
Custom Frosted Orb Light
Made by Designer

ENTRY & COMMUNITY ART WALK



Main Flooring
Marmoleum Striato Original
Forbo Flooring System



Path Flooring
Marmoleum Real
Forbo Flooring System



Splash Studio Flooring
Marmoleum Fresco
Forbo Flooring Systems



Splash Studio Easels
Masters Beech Studio Easels
Post Road Art Center



General Seating
Coconut Chair
Vitra



Heat Sensitive Wall
Northern Lights Heat Sensitive Tiles
Moving Color



Heat Sensitive Wall
Northern Lights Heat Sensitive Tiles
Moving Color



Heat Sensitive Wall
Northern Lights Heat Sensitive Tiles
Moving Color



Community Art Walk

The community art walk provides users with a glimpse of what has been done in the studio. It gives a sense of community, and there is a variety of skill levels illustrated to assure guests that everyone can do art.

SPLASH STUDIO



Path Flooring
Marmoleum Real
Forbo Flooring System



Splash Studio Flooring
Marmoleum Fresco
Forbo Flooring Systems



Heat Sensitive Wall
Northern Lights Heat
Sensitive Tiles
Moving Color



Splash Studio Easels
Masters Beech
Studio Easels
Post Road Art Center

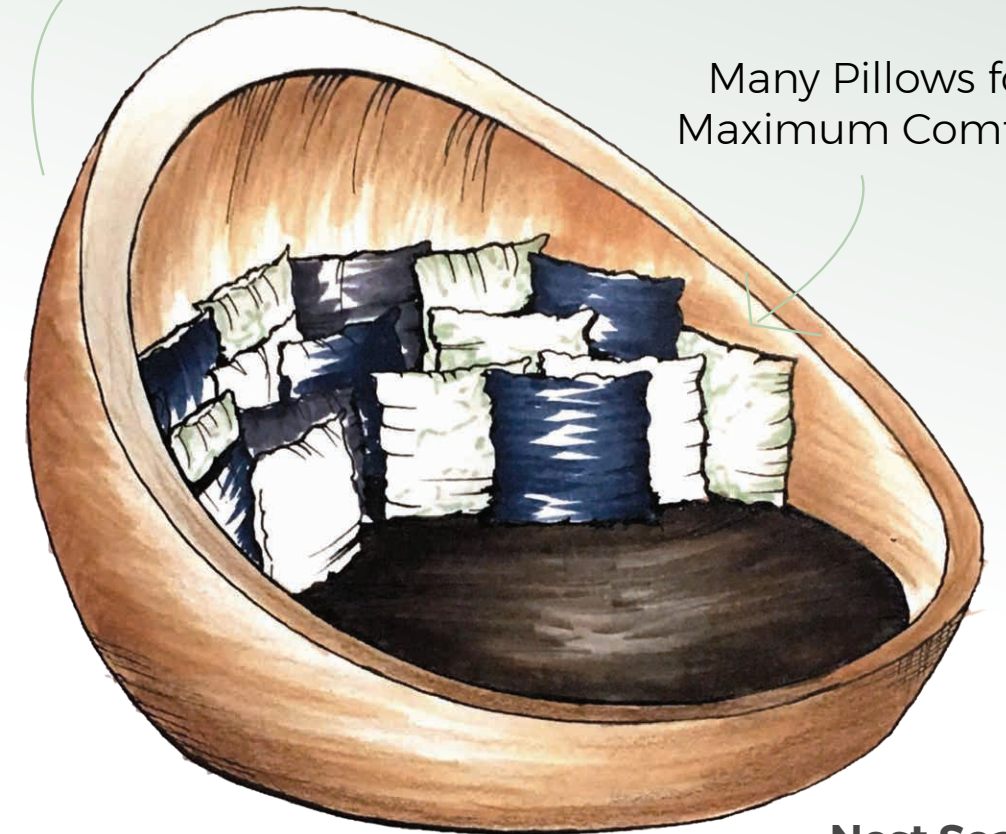
Splash Studio

The Splash Studio is a section of Studio C dedicated primarily to messier art, such as painting. The space provides users with tables, easels, and two full walls of canvas to utilize any way they please. The pillar drawers hold paper, paint, paint brushes, glue and other mixed media supplies.

DIGITAL LOUNGE



Curved Back and Sides Creates a Semi-Private Space



Many Pillows for Maximum Comfort

Nest Seating

Large Enough for Two to Three People




Bean Bag Chairs



Firkant Pouf



Coconut Chair



Custom Table

Digital Lounge

The Digital Lounge is a comfortable space where guests may hang out, relax, and explore with digital art. There are iPads and other tablets available with styluses for users to paint, draw, etc. electronically. There is also a heat sensitive tiled wall for guests to create art with their own body heat.


VIRTUAL REALITY HUB



Marmoleum



Marmoleum



Heat Sensitive Tiles



Aluminum

Virtual Reality Hub

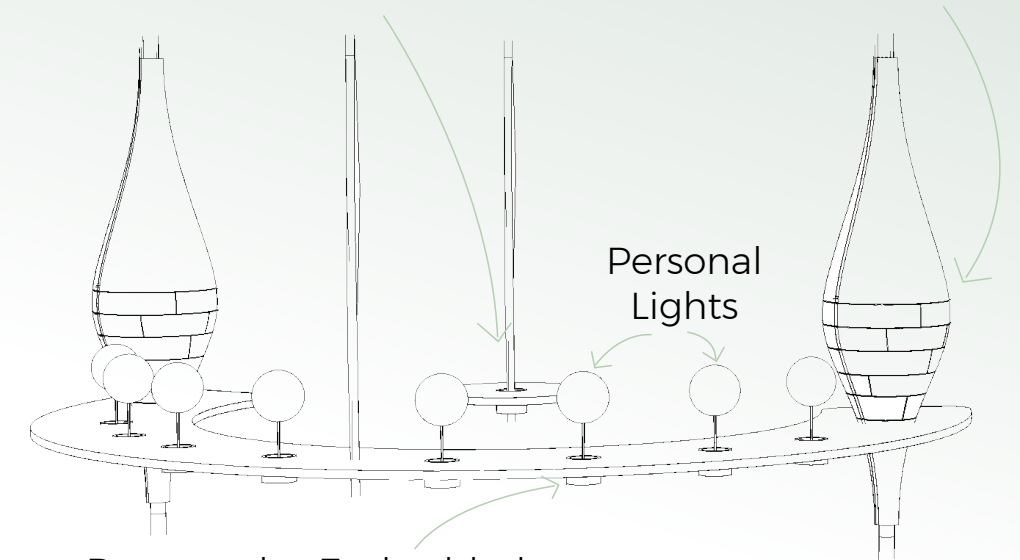
The Virtual Reality Hub consists of three separate pods with screens, virtual reality goggles, and controllers. The virtual reality programs available can range anywhere from painting to sculpting while create a completely immersive experience.

THE DRAWING BOARD



Retractable Center Table for Teaching

Pillars with Supply Drawers



Receptacles Embedded into Table for Art Utensils

Center Table

The Drawing Board

The Drawing Board is the center and foundation of the space. At this center table, many demonstrations and workshops will be held. The table is also available for guests to use at their leisure when no one is teaching. The center table is fitted with personal lights, supply pillars, and a retractable center table for whoever is leading the workshop or demonstration. There are three different seating options at the table in an attempt to meet any personal preferences. Two of the seat options are active seating, one soft, one bumpy, and the third is a simple wooden stool.



K2 Seat




Shell Seating



Ballo

Concept Integration (Serene Curiosity)

- Pathway Through Space like a Curious Adventure
- Obvious Incorporation of Nature
- Overall Calming Environment with Natural Colors & Materials
- Organic Shapes & Forms
- Intriguing Spaces to Peak Curiosity; in Some Cases only Giving Glimpses of What it is



Autism Accommodations

Space Planning:

- Clear, Intuitive Wayfinding with Obvious Pathways
- Curved Walls for Smooth Transitions
- Spaces Not too Secluded, but Not too Open Either
- Balance of Large/Small & Public/Private Spaces

Amenities:

- Hand Washing for Even Small Messes
- Gloves & Smocks/Mess-Free Outfits
- Small Sensory-Aiding Objects Available
- Sensory Seat Cushions Available

Other:

- Natural Textures & Materials for a Calming Environment
- Overall Dim Lighting with Small, User Customizable Options
- Soft Materials with Good Acoustic Properties
- Many Options in General to Cater to many Preferences

WORKS CITED

- https://www.huffingtonpost.com/michael-friedman-lmsw/art-mental-health_b_1562010.html
- <https://www.celebritycruises.com>
- <https://www.image.google.com>
- <https://unsplash.com>
- <http://www.wellbeingarts.org.uk/index.php/the-benefits>
- <https://www.artscouncil.org.uk/news/can-art-make-us-feel-better-how-art-reflects-nature-can-be-good-our-wellbeing>
- <http://www.autism.org.uk/about/what-is/asd.aspx>
- <https://the-art-of-autism.com/the-value-of-art-therapy-for-those-on-the-autism-spectrum/>
- <https://kampn4autism.appstate.edu/sites/kampn4autism.appstate.edu/files/NATURE-SENSORY%20DIET%20BENEFITS.pdf>
- <http://ideastations.org/learn/ready-learn/wonders-nature-children-autism>
- file:///Designing_environments_for_children_adults_with_ASD.pdf
- <https://www.fastcodesign.com/3054103/how-to-design-for-autism>
- <https://www.archdaily.com/179359/designing-for-autism-spatial-considerations>
- <https://www.takingcharge.csh.umn.edu/enhance-your-wellbeing/environment/nature-and-us/how-does-nature-impact-our-wellbeing>
- <http://www.networkofwellbeing.org/index.php/blog/post/how-does-nature-improve-happiness-and-wellbeing>



STUDIO